

Community Economic Development HotReport

Employment & Training Administration
 Employment & Training Administration
 Census Bureau
 Census Bureau
 Census Bureau
 Census Bureau
 Economic Development Administration
 Economic Development Administration

Change County:

Select Another State

[IE](#)
[Printer](#)
[Friendly](#)

Bristol County, Rhode Island

Summary Reports: [Overview](#) [Economics](#) [Demographics](#) [Housing](#) [Transportation](#) [Community Assets](#)

Economic Overview



View a detailed economic report:

Map shows average annual wages for the selected industry sector. To map wages for a different industry, select an industry from the list and click the "Change Map" button.

Dollars

- 18191+ -- 19041
- 19041+ -- 19891
- 19891+ -- 20741
- 20741+ -- 21591
- 21591+ -- 22441
- 22441+ -- 23291
- 23291+ -- 24139

Click on map to enlarge.



Data Sponsored By: [Employment and Training Administration](#)

**Data Source: [QCEW//Industry Wages/2002](#)

Selected Top Industries in Bristol County, Rhode Island (by Number of Employees)

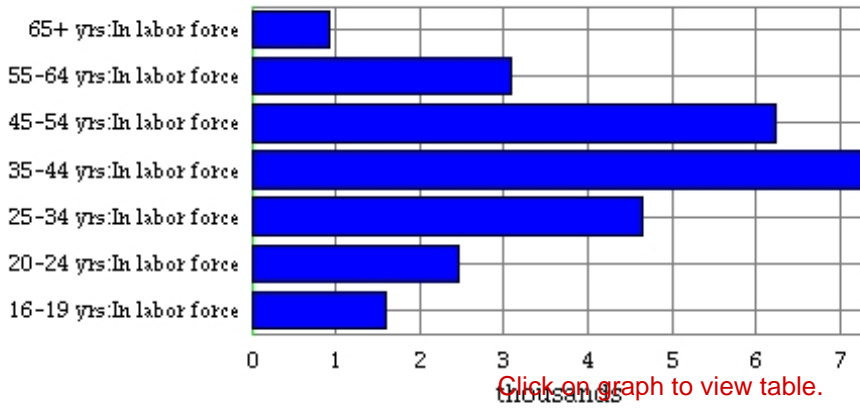
Industry (NAICS 4-digit)	Employees
Full-service restaurants	833
Nursing care facilities	655
Ship and Boat Building	603
Limited-service eating places	588
Grocery Stores	424
Religious organizations	332
Residential Building Construction	269
Offices of physicians	248
Other Amusement and Recreation Industries	224
Health and Personal Care Stores	195
Building Equipment Contractors	186
Child day care services	179
Services to Buildings and Dwellings	140
Offices of dentists	122
Automotive Repair and Maintenance	99
Automobile dealers	96
Building Finishing Contractors	94
Professional and Commercial Equipment and Supplies Merchant Wholesalers	85

Data Sponsored By: [U.S. Census Bureau - Economic Programs](#)

**Data Source: [CBP//County Level/2004](#)



Labor Force Size by Age (All Industries)



■ Bristol County, Rhode Island

**Data Source: Census 2000 long form sample
[Information on data source, confidentiality protection, sampling error, nonsampling error, and definitions.](#)

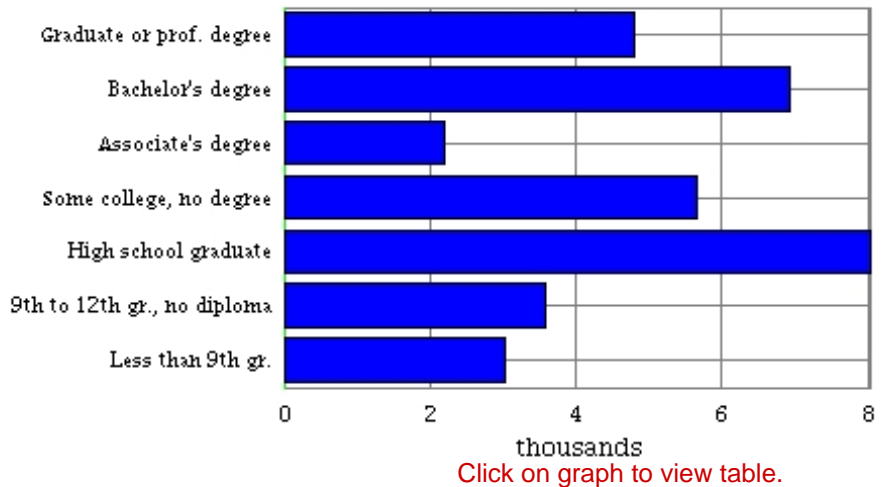
Education

In 2005, **84.2** percent of the U.S. population aged 25 and over had a high school diploma or more education.

**Data Source: 2005 American Community Survey
[Information on data source, confidentiality protection, sampling error, nonsampling error, and definitions.](#)



Education Levels for the Population Age 25 and Older











■ Bristol County, Rhode Island

**Data Source: Census 2000 long form sample
[Information on data source, confidentiality protection, sampling error, nonsampling error, and definitions.](#)

Selected Top Occupation Groups (by Number of Employed)

Occupation Group	Bristol County, Rhode Island
Office and administrative support occupations	3,680
Management occupations	2,767

Sales and related occupations	2,510	
Education, training, and library occupations	1,932	
Production occupations	1,899	
Healthcare practitioners and technical occupations	1,617	
Construction and extraction occupations	1,387	
Food preparation and serving related occupations	1,057	
Business and financial operations occupations	1,051	
Transportation and material moving occupations	813	

**Data Source: Census 2000 long form sample

[Information on data source, confidentiality protection, sampling error, nonsampling error, and definitions.](#)

NOTE: The data on this page are subject to error arising from a variety of sources.